

Hello Parents,

My name is Ms. Alves and I will be Kindergarten teacher at Notre Dame Catholic Academy. I am so excited to meet all of my new friends and help them learn how to read, write, and explore our world. In this letter you will find the supply list for the school year of 2019-2020. These items can come in by the Monday of the first full week of school.

1- one box of pencils

2- three boxes of tissues (we use these A LOT)

3- two rolls of paper towel

4- four folders (one goes home everyday, the other 3 to file work)

5- one bottle of hand sanitizer (we use this A LOT)

6- two packs of baby wipes

7- two packs of plain white printer paper

8- \$20, so that I may buy the notebooks, scissors, and glue sticks in bulk. This makes it easier for everyone to have the same exact supplies.

I know that buying school supplies can become expensive so I try not to ask for too much. If you feel comfortable supplying more than one or two of each item, it is greatly appreciated. I cannot wait to meet everyone, and to have a magical school year!

Sincerely,


Ms. Alves

Monday {Week 1}

Trace the letters and color the pictures.


A a

apple




B b

bell



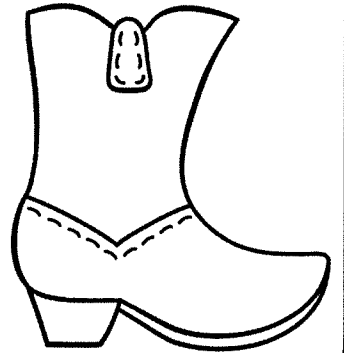
A a

ant



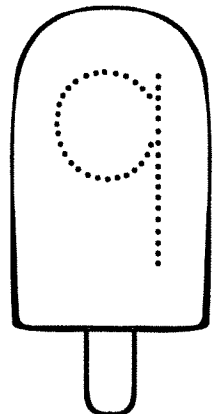
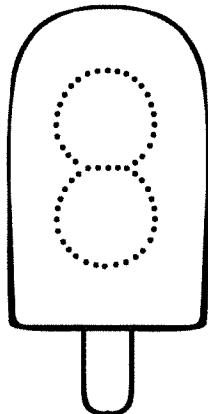
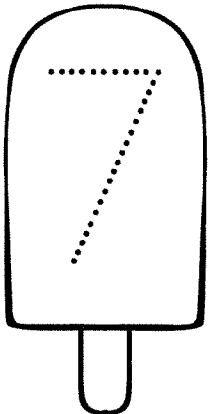
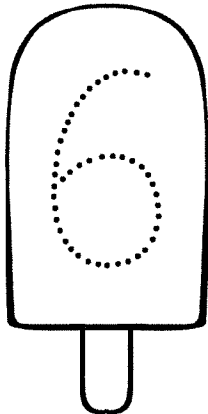
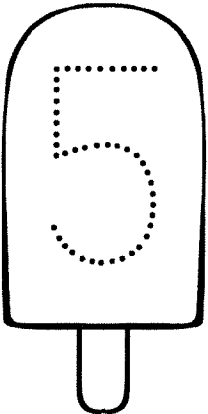
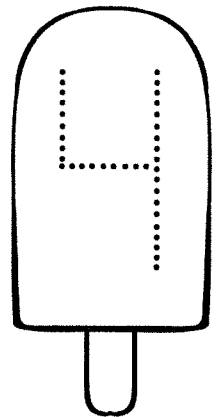
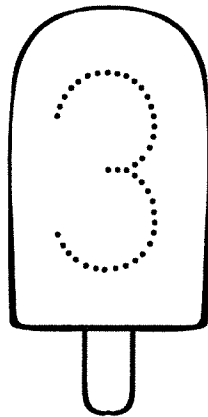
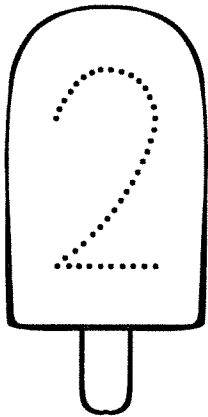
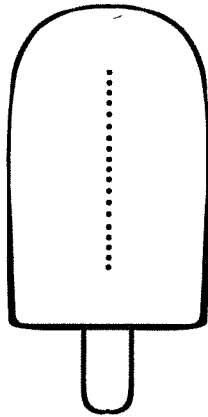
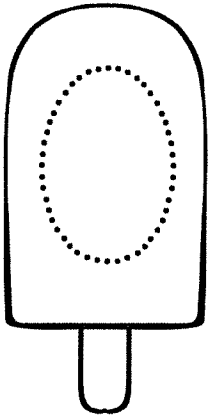
B b

boot



Tuesday {Week 1}

Trace each number.



Wednesday {Week 1}

Name each letter. What sound does it say?

Tt

Hh

Ss

Dd

Bb

Zz










Thursday {Week 1}

Write your name below.

Handwriting practice lines for Thursday. Each row consists of a solid top line, a dashed middle line, and a solid bottom line. There are four such rows provided for writing practice.

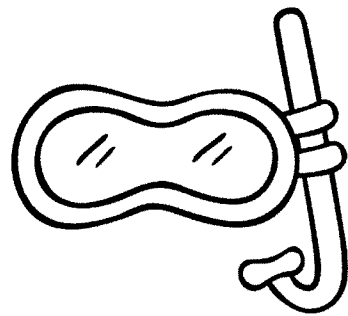
Monday {Week 2}

Match the rhyming pictures.




Tuesday {Week 2}


Complete the picture and tell a story about it.




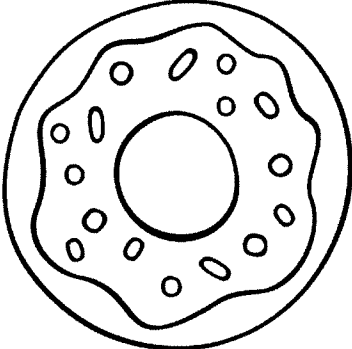
Wednesday {Week 2}

Trace the letters and color the pictures.

C c 
cake


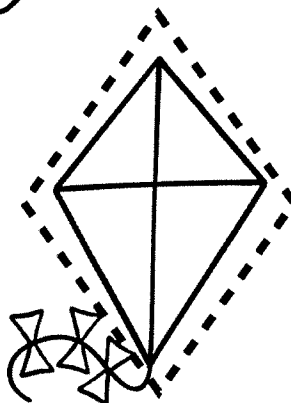




D d 
dog

C c 
cake

D d 
dog

Thursday {Week 2}

Trace the shapes. Can you name them?






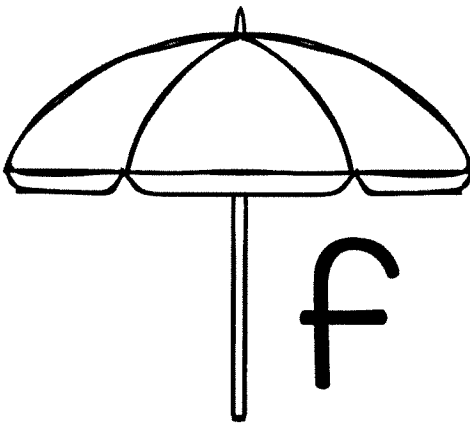

Monday {Week 3}

Color each crayon the correct color.




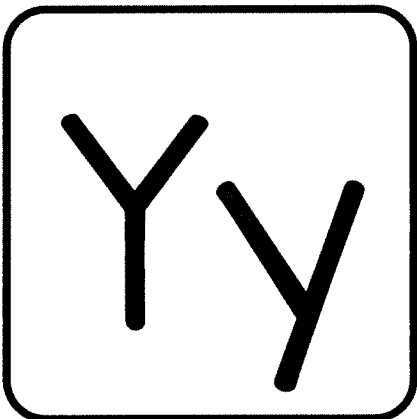



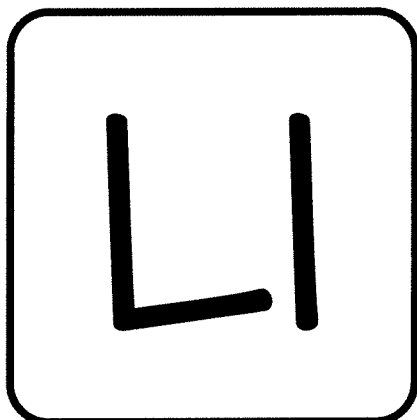
Tuesday {Week 3}

Write the missing letters.




Wednesday {Week 3}


Name each letter. What sound does it say?

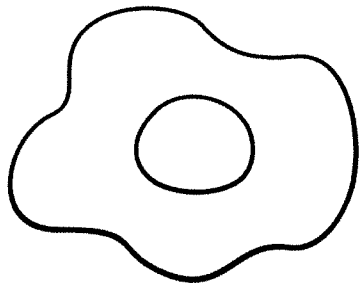



Thursday {Week 3}

Trace the letters and color the pictures.

E e 
elephant

F f 
frog

E e 
egg

F f 
flower

Monday {Week 4}

Color and count the ten frame and trace the number.

○	○	○	○	

4

○	○	○	○	○

5

○	○	○	○	○
○				

6

○	○			

2

○	○	○	○	○
○	○	○		

8

○	○	○	○	○
○	○	○	○	○


10

Tuesday {Week 4}

Trace the letters and color the pictures.


G g

goat



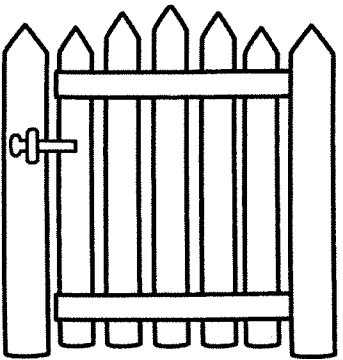
H h

hive




G g

gate



H h

heart





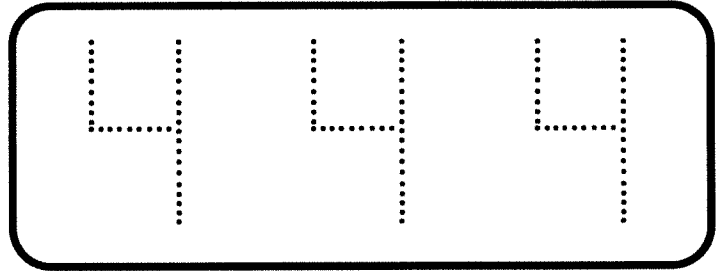
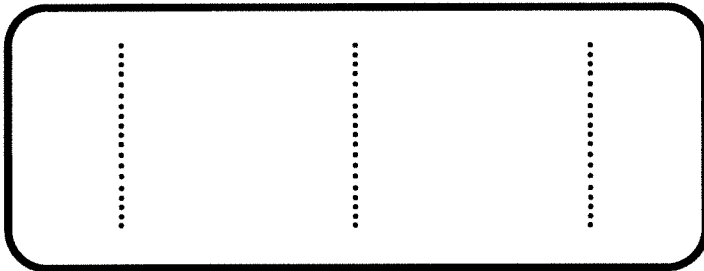

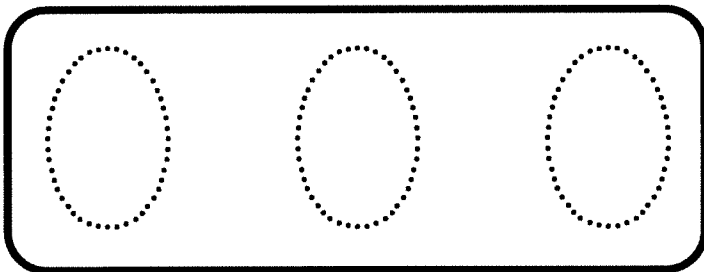
Wednesday {Week 4}

Write your name below.

Handwriting practice lines for Wednesday. Each row consists of a solid top line, a dashed middle line, and a solid bottom line. There are three such rows provided for writing practice.

Thursday {Week 4}


Trace the numbers.




Monday {Week 1}

Trace the letters and color the pictures.


I i
igloo




J j
jet



I i
inch

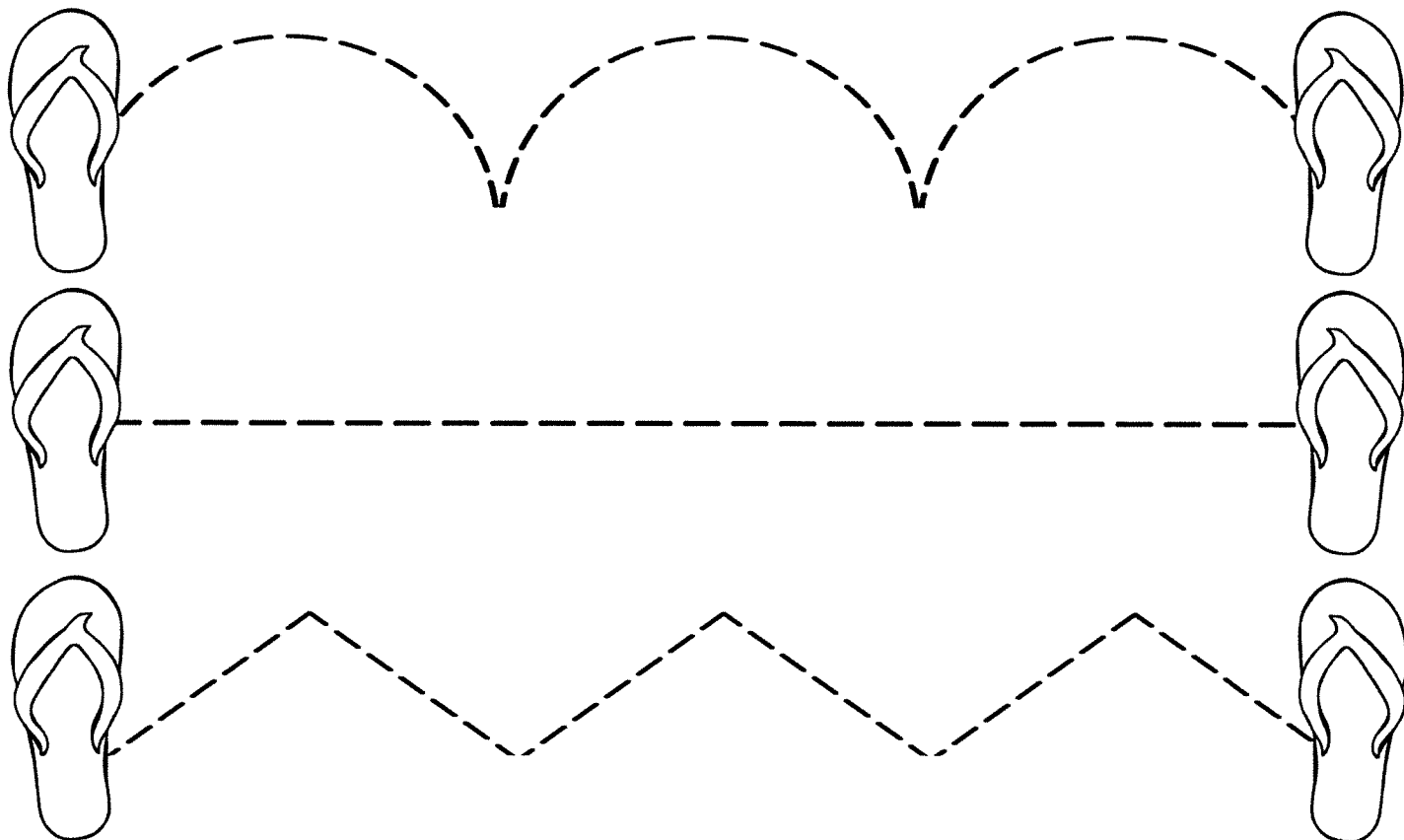


J j
juice



Tuesday {Week 1}

Trace the lines.



Wednesday {Week 1}

Name each letter. What sound does it say?

Rr

Pp

Jj

Oo

Hh

Xx


Thursday {Week 1}

Write your name below.


Handwriting practice lines for Thursday. Each row consists of a solid top line, a dashed middle line, and a solid bottom line. There are four such rows provided for writing practice.

Monday {Week 2}


Circle the sound you hear at the beginning of each word.



s f n



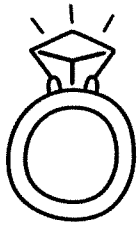
f n e



k w l



b r f



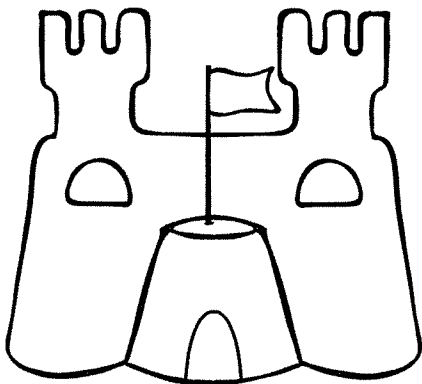
y r v



j h z

Tuesday {Week 2}

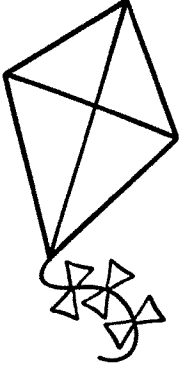
Complete the picture and tell a story about it.



Wednesday {Week 2}


Trace the letters and color the pictures.

K k




kite

L l




lion

K k



king



L l



leaf

Thursday {Week 2}

Count the ice cream cones and match to the correct number



4

6


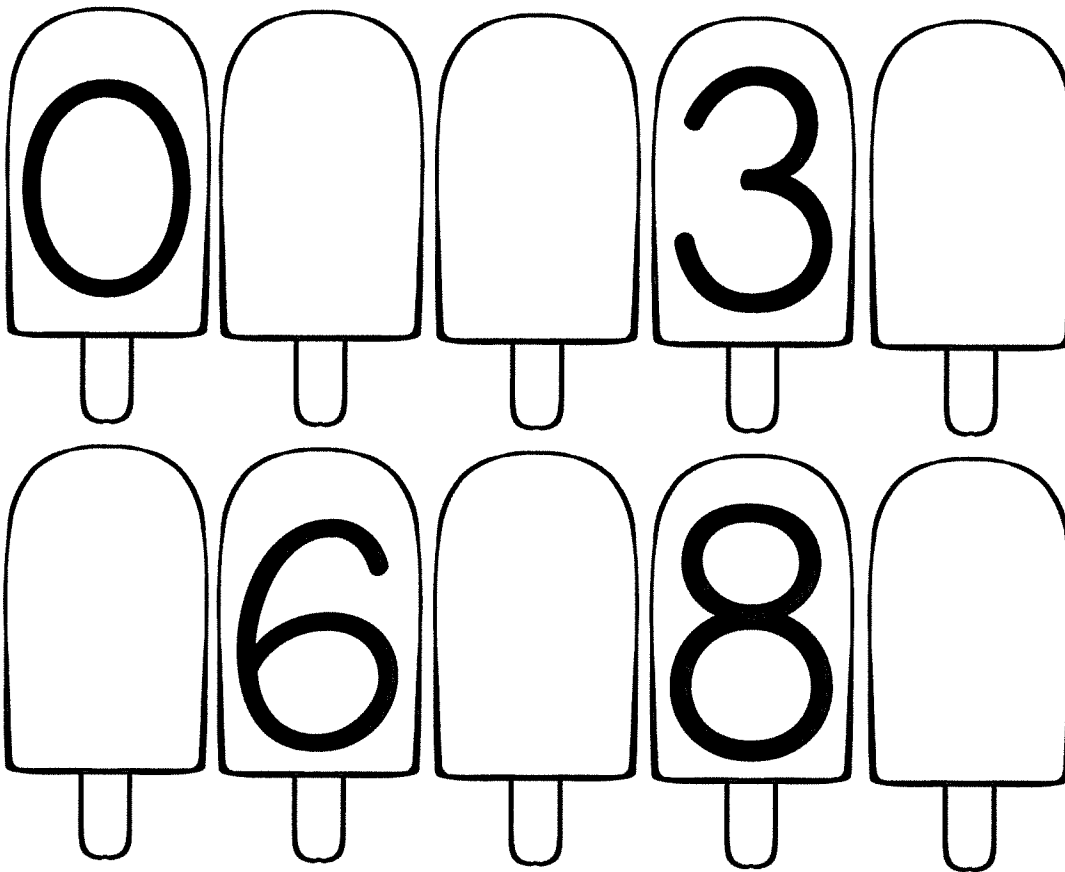
2

3

5

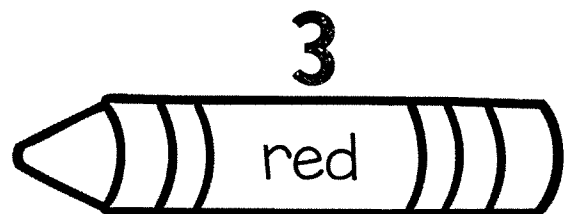
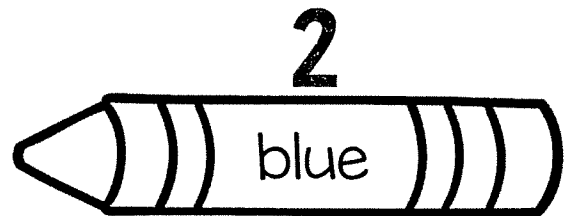
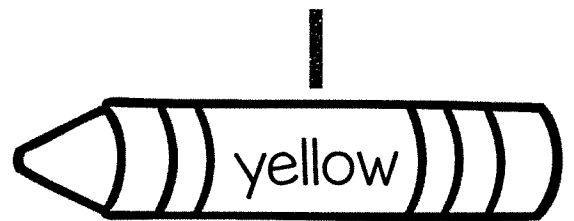
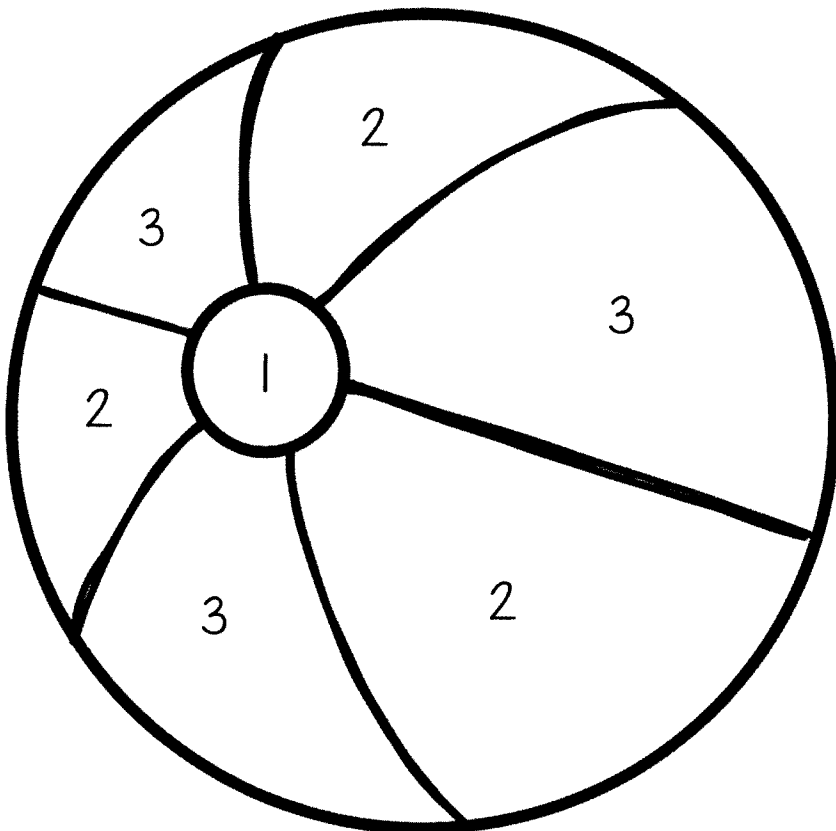
Monday {Week 3}

Fill in the missing numbers.







Tuesday {Week 3}





Color the picture by the numbers.











Wednesday {Week 3}

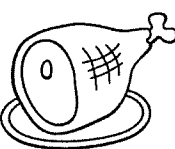



Do the pictures rhyme? Circle yes or no.





			
		yes	no

			
		yes	no

			
		yes	no

			
		yes	no

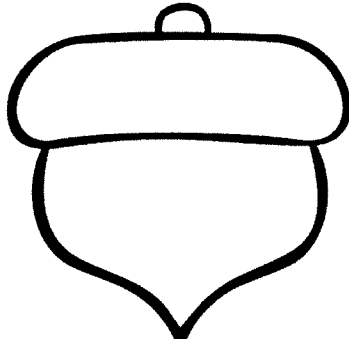
			
		yes	no


			
		yes	no


Thursday {Week 3}

Trace the letters and color the pictures.

Mm	
moon	




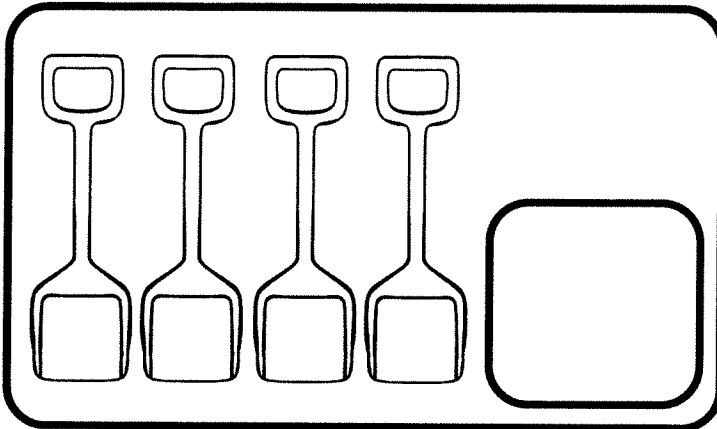
Nn	
nut	

Mm	
monkey	

Nn	
nose	


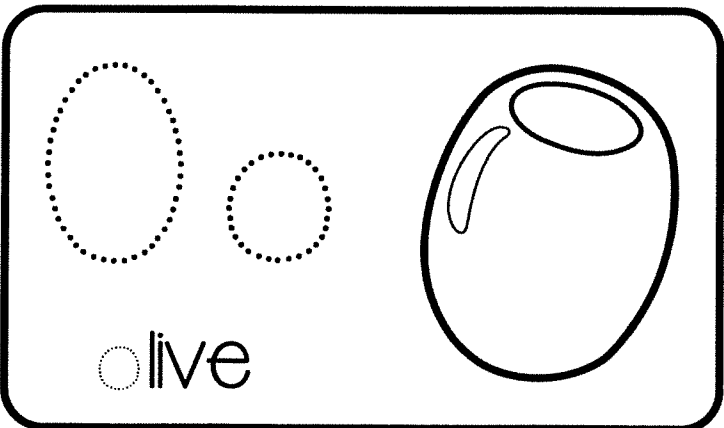


Monday {Week 4}

Count the objects and write the correct number.



Tuesday {Week 4}

Trace the letters and color the pictures.




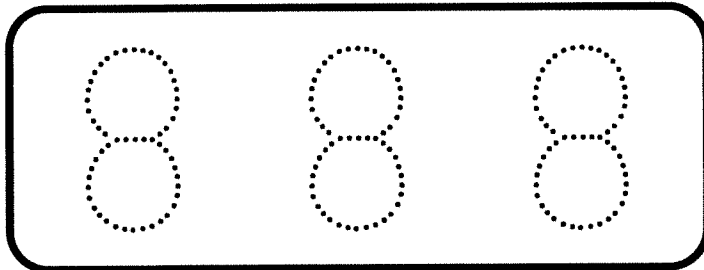
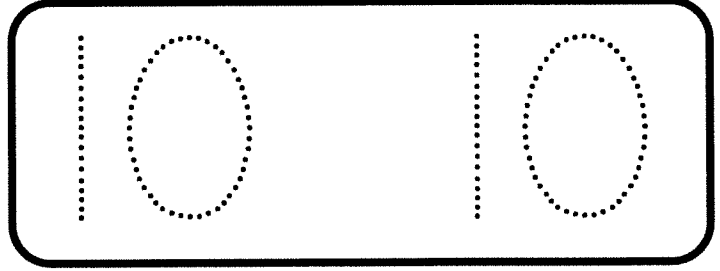
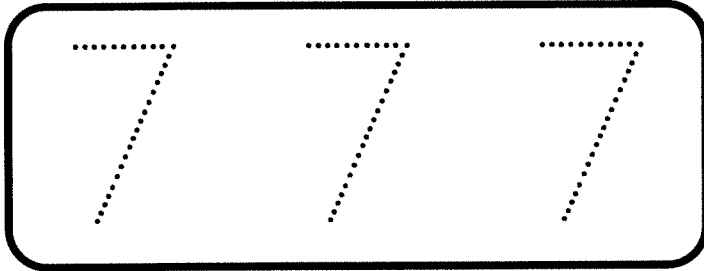
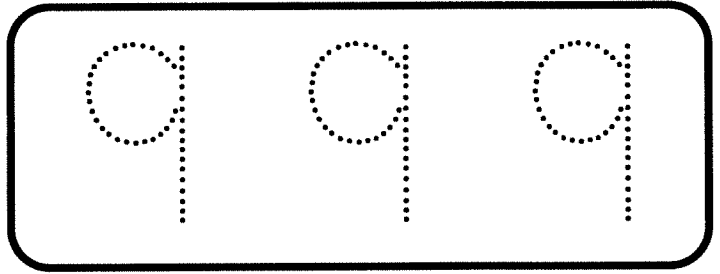
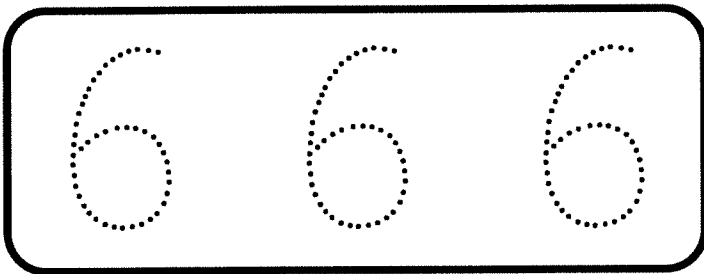
Wednesday {Week 4}

Write your name below.

Handwriting practice lines for Wednesday. Each section consists of a solid top line, a dashed middle line, and a solid bottom line. There are two such sections provided for writing practice.

Thursday {Week 4}

Trace the numbers.




Monday {Week 1}

Trace the letters and color the pictures.


Q q

queen




R r

robot




Q q

quilt




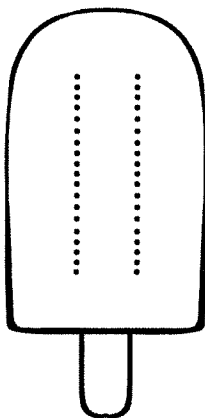
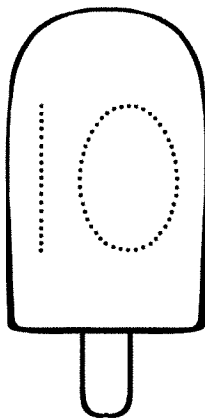
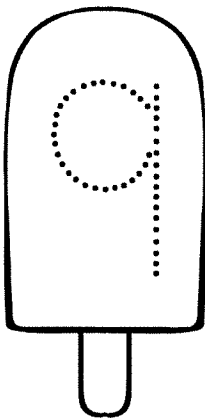
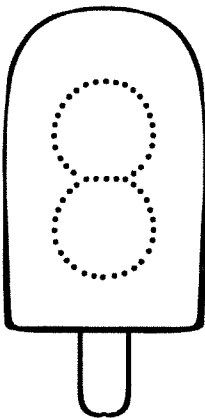
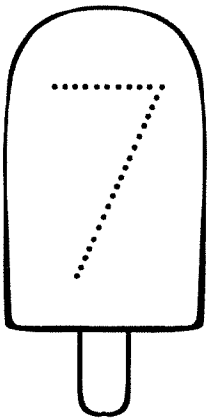
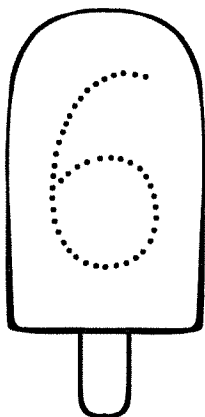
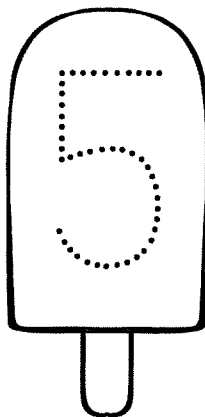
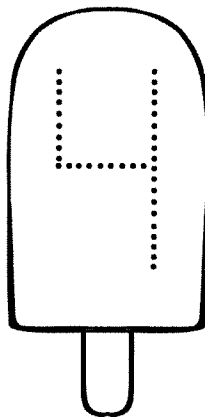

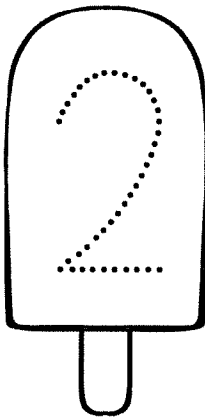
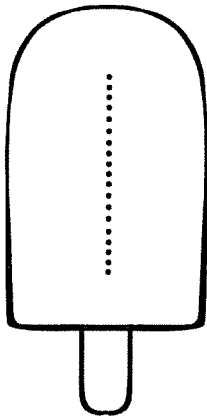
R r

ring



Tuesday {Week 1}

Trace the lines.



Wednesday {Week 1}

Name each letter. What sound does it say?

Tt

Ff

Bb

Uu

Aa

Vv



Thursday {Week 1}

Write your name below.

Handwriting practice lines for Thursday. Each row consists of a solid top line, a dashed middle line, and a solid bottom line. There are four such rows provided for writing practice.


Monday {Week 2}

Match the uppercase and lowercase letters.




Tuesday {Week 2}


Complete the picture and tell a story about it.





Wednesday {Week 2}

Trace the letters and color the pictures.

S s 
sun


T t 
turtle

U u 
umbrella

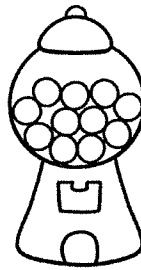
V v 
volcano

Thursday {Week 2}

Circle the sound you hear at the beginning of each word.



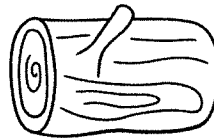
f d a



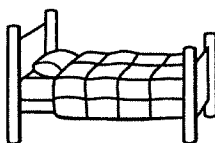
h g m



k p r



w o l



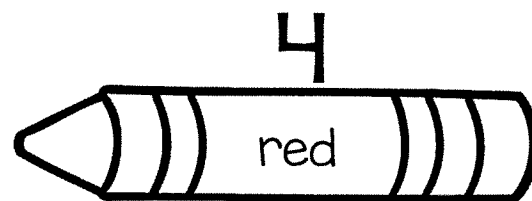
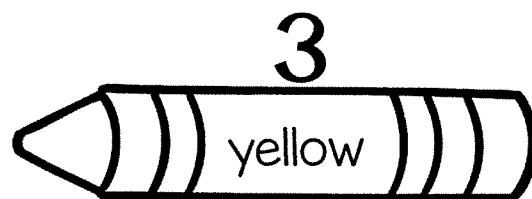
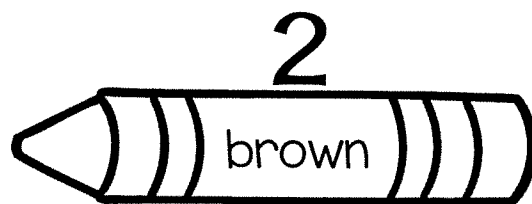
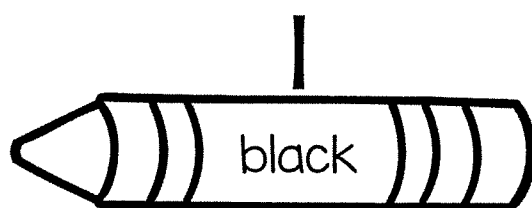

c r b



s e f

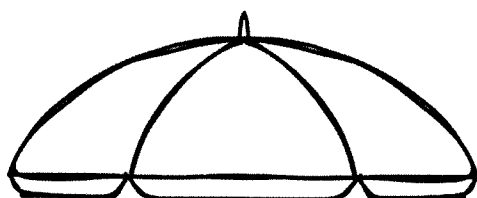
Monday {Week 3}

Color by number.

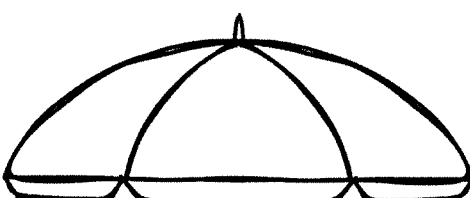


Tuesday {Week 3}

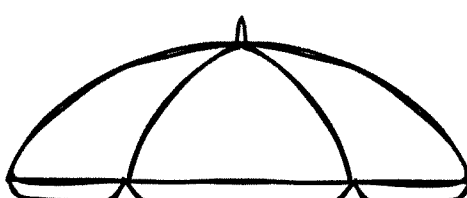
Fill in the missing letters.



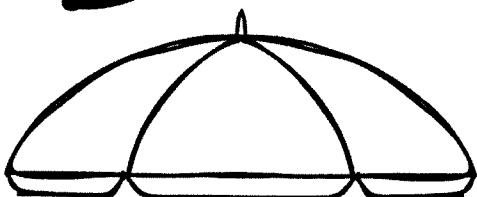
D




u




Y



i


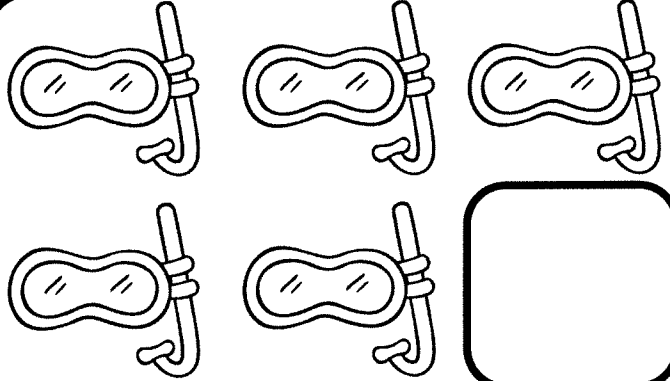
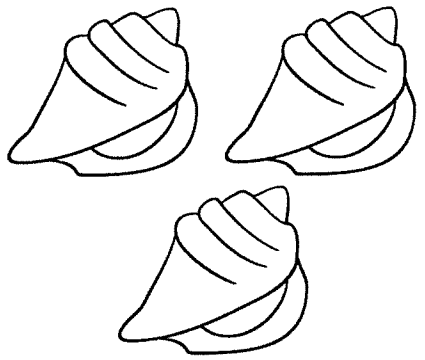



E



Wednesday {Week 3}


Count the objects and write the correct number.



Thursday {Week 3}

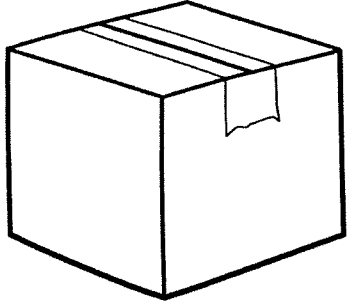
Trace the letters and color the pictures.

w w




wagon

x x




box

Y Y



yo-yo

Z Z



zebra